


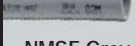





Conduit selection table Anamet All-Plastic system

All-Plastic Type	Material Innercore	Material Cover	Tempera- ture		Resistance (NEN-EN-IEC 61386)			Flexi- bility	Resistance		Approvals	Protec- tion Class	Page
			Min.	Max.	Compr.	Impact	Tensile		UV	Oil			
 CNP Orange	PVC, Nylon reinforced - RoHS	-	-20	+60	1 (125N)	3 (2J)	4 (1000N)	++	++++	++++	UL SG PG GOST R	IP 67	8-02
 CNP Grey	PVC, Nylon reinforced - RoHS	-	-20	+60	1 (125N)	3 (2J)	4 (1000N)	++	++++	++++	UL SG PG GOST R	IP 67	8-03
 NMUA Grey	PVC, PVC reinforced - RoHS	-	-20	+80	2 (320N)	3 (2J)	4 (1000N)	+++	++++	+++	UL SG PG GOST R	IP 67	8-06
 NMSF Grey	PVC, PVC reinforced - RoHS	-	-20	+80	1 (125N)	3 (2J)	4 (1000N)	++++	+++	+++	PG GOST R	IP 67	8-07
 NMFG Blue	PVC, PVC reinforced - RoHS	-	-35	+50	1 (125N)	3 (2J)	4 (1000N)	++++	+++	+++	FDA PG GOST R	IP 67	8-11
 MPC Grey	Metal spiral	PVC - RoHS	-20	+70	3 (750N)	3 (2J)	1 (100N)	++++	+++	++		IP 67	8-13
 MPU Blue	Metal Spiral	TPU Halogen-free RoHS	-40	+90	3 (750N)	3 (2J)	1 (100N)	++++	+++	++++		IP 67	8-14

CONDUIT SELECTION TABLE

The fittings for All-Plastic are outlined on the next page after the conduit and/or in chapter 5.

